

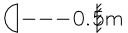




INPUT:220-240V 50/60Hz CLASS			
LAMP-HOUSE: G9-40W(Max.)			
MATERIAL: ALUMINIUM			

 CAUTION: WHILE THE LAMP IS WORKING, THE SURFACE OF IT IS

VERY HOT, PLEASE DO NOT TOUCH!

